

INCLUDE

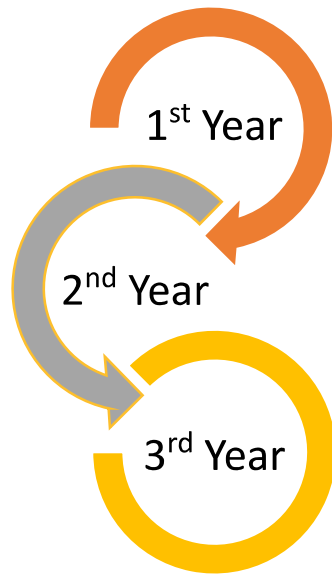
↑ 1ο Πρότυπο
Γυμνάσιο Αθήνας
ΙΔΡ. 1834

OLA
Open Learning for All

Τι αφήνουν τα προγράμματα OLA και INCLUDE στην εκπαιδευτική κοινότητα;

Μαρία Μπούμπουκα
1ο Πρότυπο Γυμνάσιο Αθήνας

INCLUDE

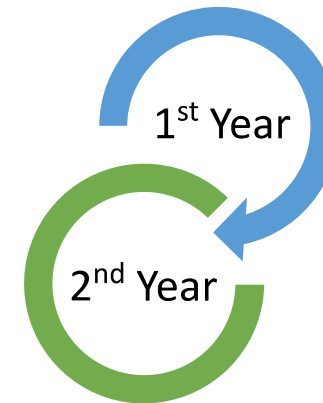


2019-2020

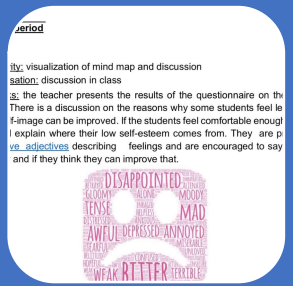
2020-2021

2021-2022

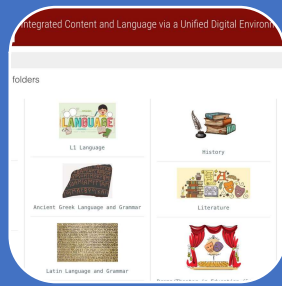
2022-2023



INCLUDE



Εκπαιδευτικά
σενάρια



Πλατφόρμα
moodle



Αποθετήριο
σεναρίων

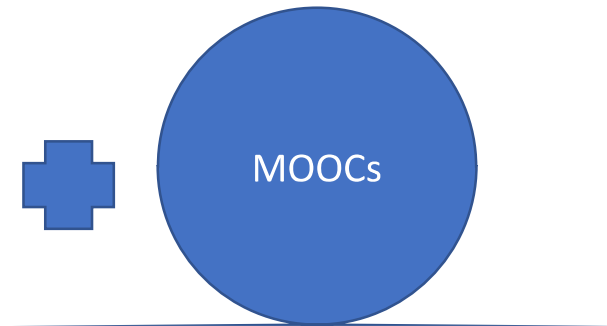


Κοινά
στοιχεία

INCLUDE



Ιδιαίτερα χαρακτηριστικά των
σεναρίων



Διαφορέ
ς

Χαρακτηριστικά σεναρίου INCLUDE

CLIL

MULTIMODALITY

INCLUDE SCENARIO

EUROPEANITY

**TRANSVERSAL
SKILLS**

Χαρακτηριστικά σεναρίου INCLUDE

CLIL

MULTIMODALITY

INCLUDE SCENARIO

EUROPEANITY

**TRANSVERSAL
SKILLS**

Content and Language Integrated Learning

- Στόχοι τόσο για το περιεχόμενο όσο και για τη γλώσσα
- Λεξιλόγιο κατάλληλο για την ηλικία
- Γραμματική σχετική με το συγκείμενο
- Χρήση γλώσσας σε πραγματικές καταστάσεις

Χαρακτηριστικά σεναρίου INCLUDE

CLIL

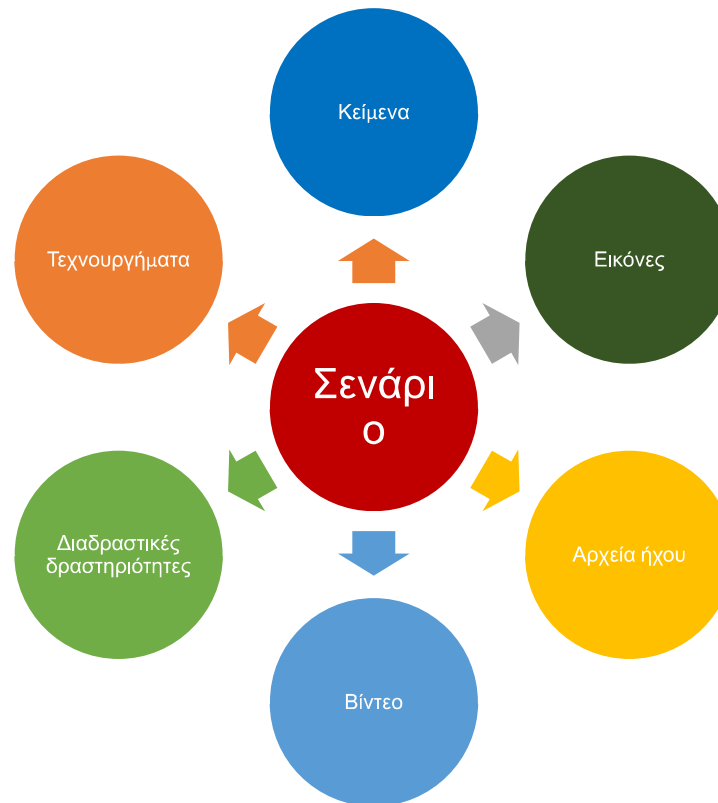
MULTIMODALITY

INCLUDE SCENARIO

EUROPEANITY

TRANSVERSAL
SKILLS

Multimodality: Πολυτροπικότητα



Χαρακτηριστικά σεναρίου INCLUDE

CLIL

MULTIMODALITY

INCLUDE SCENARIO

EUROPEANITY

TRANSVERSAL
SKILLS

“Europeanity”: “Ευρωπαϊκότητα”

- **“The quality or fact of being European”** Lexico Online Dictionary (LOD)

Οι δραστηριότητες

- τοποθετούνται στο ευρύτερο Ευρωπαϊκό πλαίσιο
- υπογραμμίζουν την κοινή ευρωπαϊκή ταυτότητα

από το παραδοτέο του INCLUDE που δημιουργήθηκε από το
CNR

Χαρακτηριστικά σεναρίου INCLUDE

CLIL

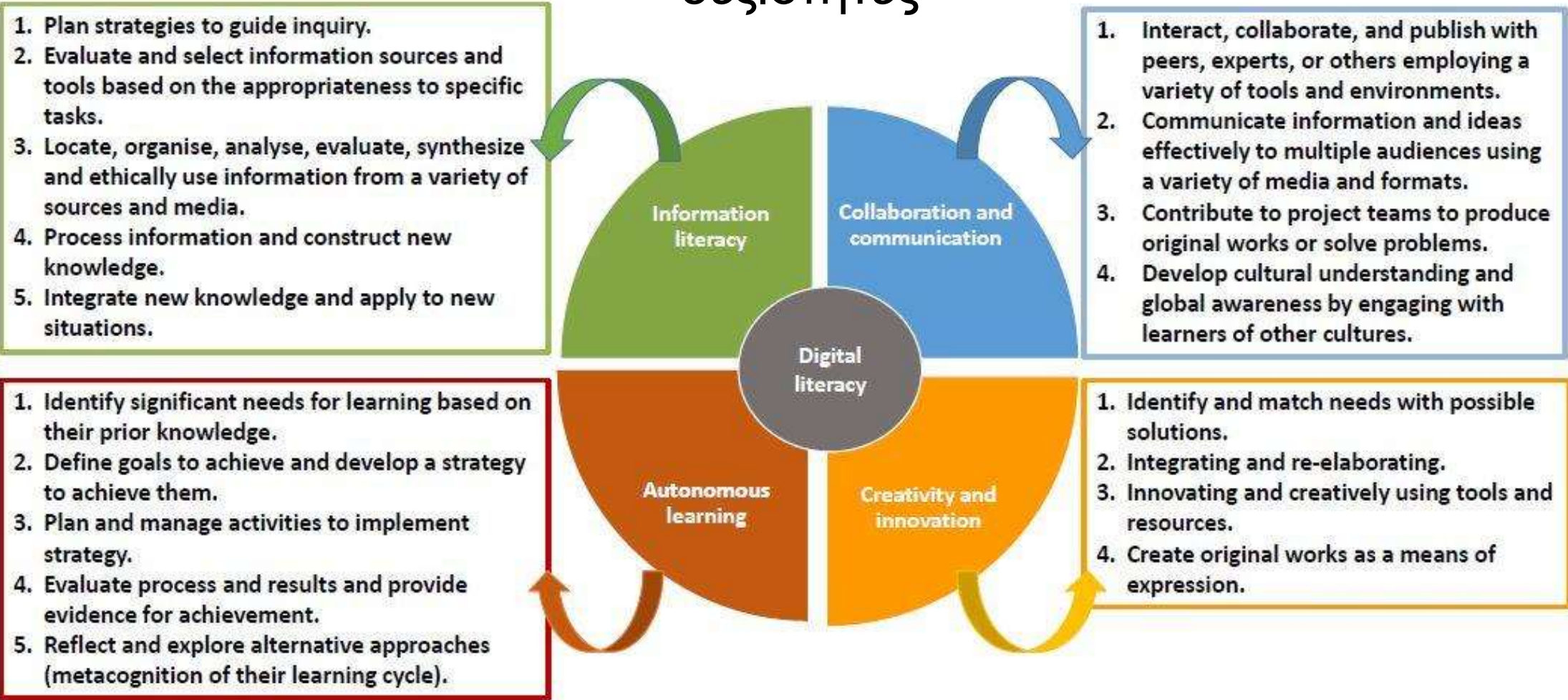
MULTIMODALITY

INCLUDE SCENARIO

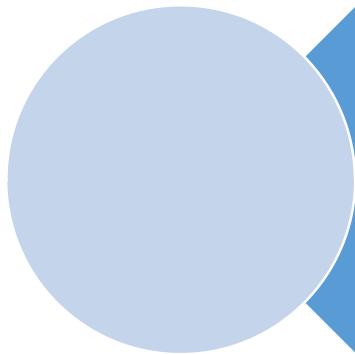
EUROPEANITY

TRANSVERSAL
SKILLS

Transversal skills: Οριζόντιες δεξιότητες

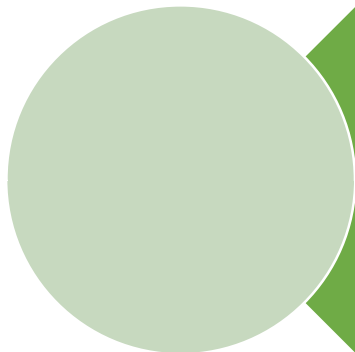


Χαρακτηριστικά σεναρίου ΟΛΑ



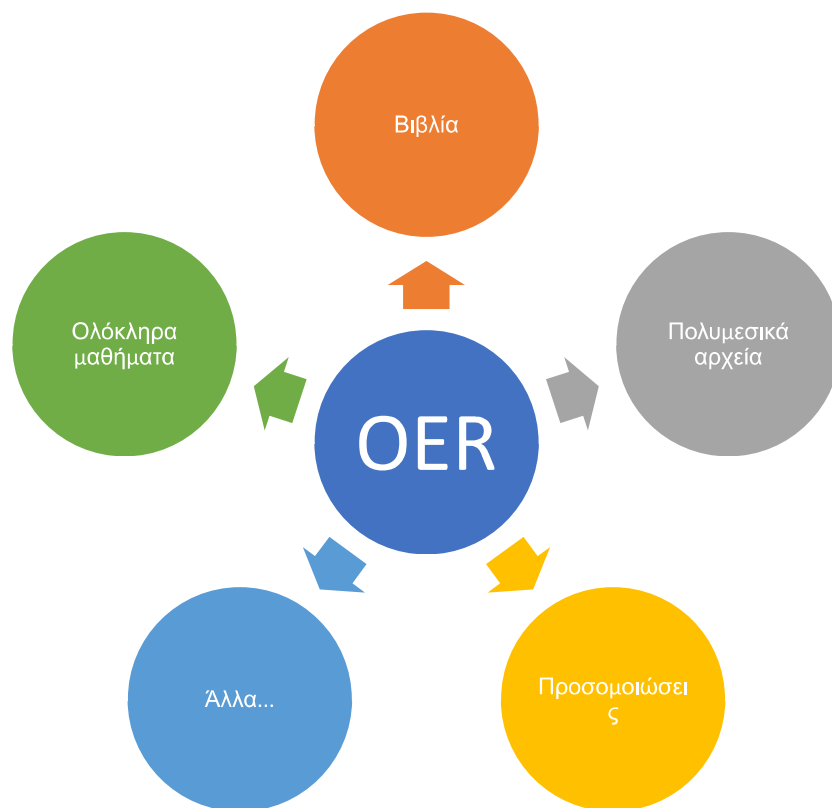
Διαθεματικότητα

π.χ. STEM, STEAM, CLIL




Χρήση Ανοικτών
Εκπαιδευτικών
Πόρων

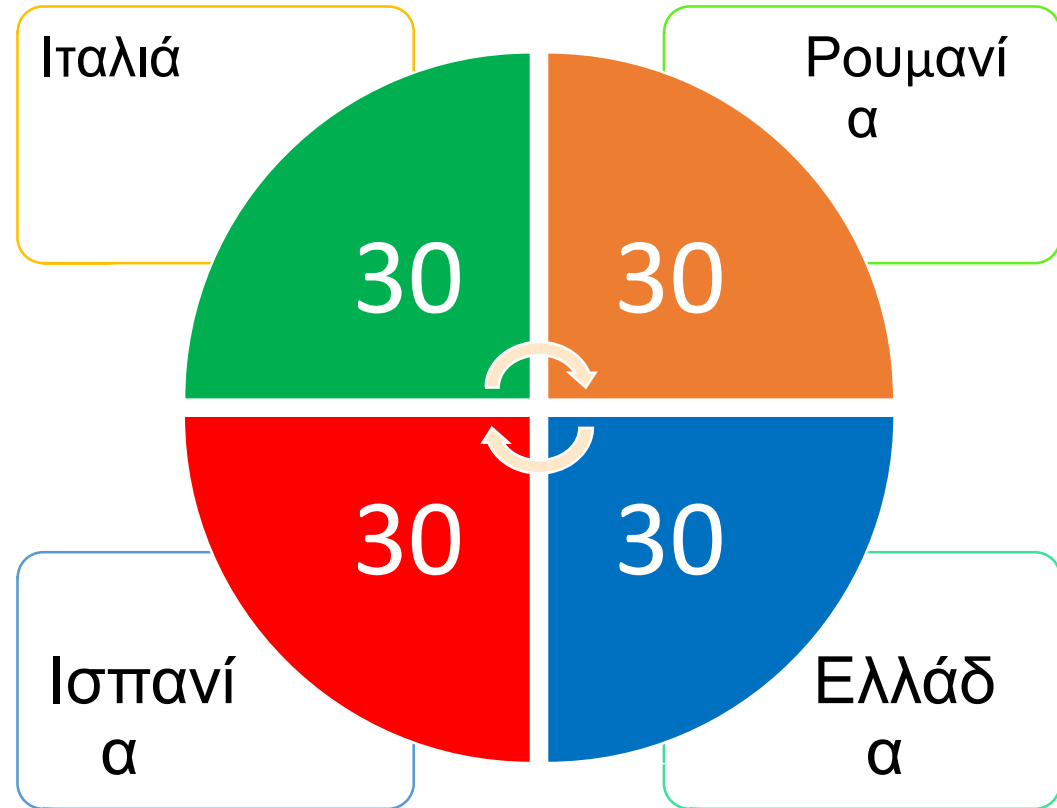
Ανοιχτοί εκπαιδευτικοί πόροι



Άδειες
χρήσης



INCLUDE



DONE

INCLUDE

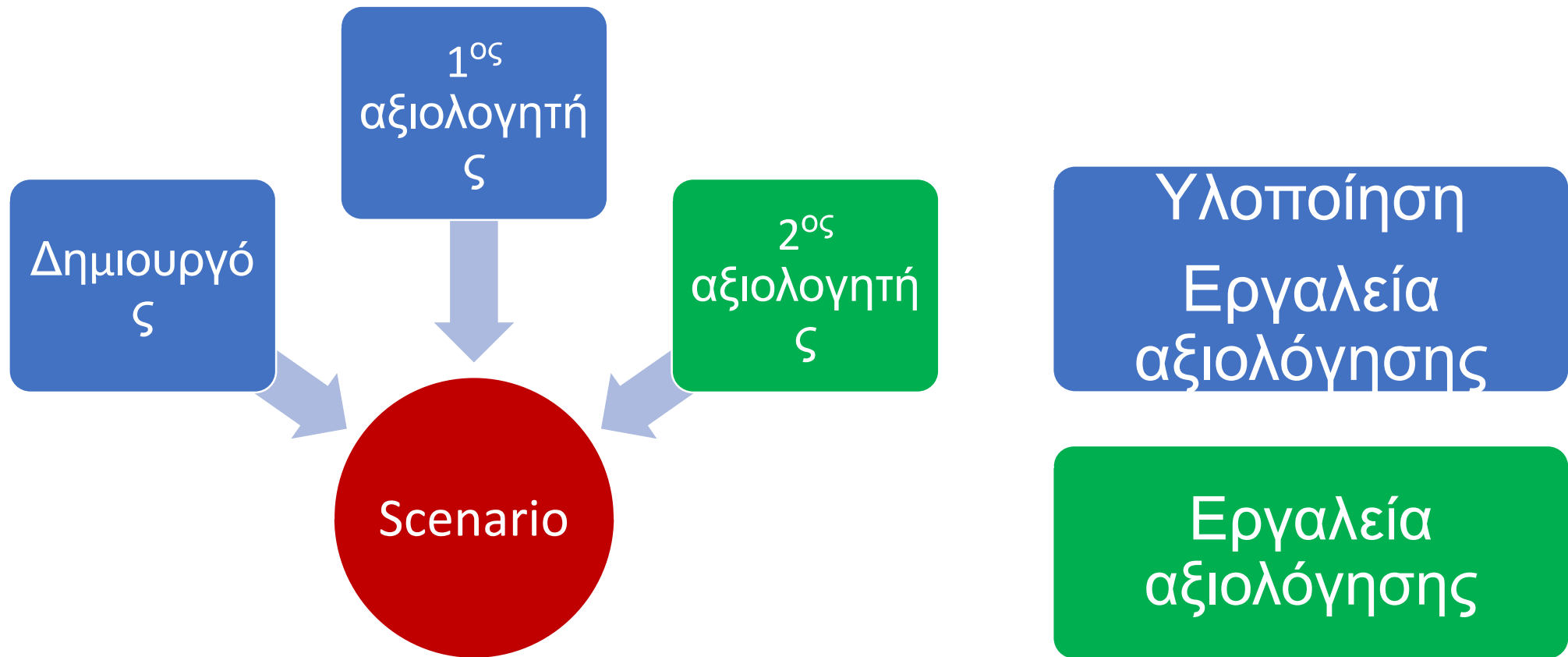
Αξιολόγηση σεναρίων



DONE

INCLUDE

Αξιολόγηση σεναρίων















INCLUDE

INCLUDE Integrated Content and Language via a Unified Digital Environment

ANNOUNCEMENTS undefined

INCLUDE educational folders

 <p>Mathematics</p>	 <p>L1 Language</p>	 <p>History</p>	 <p>Information and Communication Technologies</p>
 <p>Physics</p>	 <p>Ancient Greek Language and Grammar</p>	 <p>Literature</p>	 <p>Design and Technology</p>
 <p>Chemistry</p>	 <p>Latin Language and Grammar</p>	 <p>Drama/Theater in Education (DIE/TIE)</p>	

Πλατφόρμα
moodle

Home Browse Help

INCLUDE

Search Include Repository

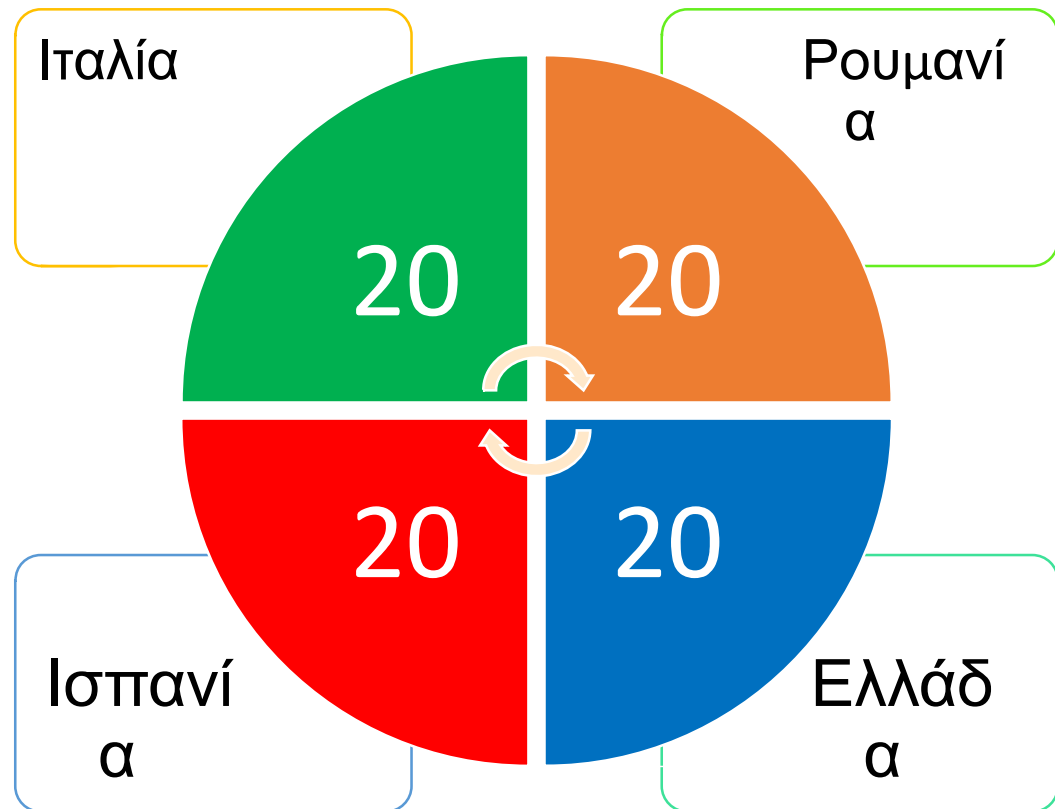


Αποθετήριο
σεναρίων





80
σενάρια
OLA





Αξιολόγηση σεναρίων





Εργαλείο αυτοαξιολόγησης

Open Learning for All



SCENARIO CREATION CHECKLIST

Please specify which OLA scenario you are evaluating:

Please specify which country you are from: (mandatory)

Other (specify):

A. OER REQUIREMENTS COMPLIANCE

To what extent in the scenario

1) are open **license** materials or other resources (e.g. images, audio, videos, activities) being used?

a little to some extent very much

2) are the open license materials and resources used being properly **attributed**?

a little to some extent very much

INCLUDE



INCLUDE Integrated Content and Language via a Unified Digital Environment

ANNOUNCEMENTS undefined

INCLUDE educational folders

 Mathematics	 L1 Language	 History	 Information and Communication Technologies
 Physics	 Ancient Greek Language and Grammar	 Literature	 Design and Technology
 Chemistry	 Latin Language and Grammar	 Drama/Theater in Education (DIE/TiE)	 Design and Technology

Πλατφόρμα
moodle

INCLUDE

Search Include Repository



Αποθετήριο
σεναρίων

MOOCs



MOOC 1
WHAT OER ARE?

This slide thumbnail features a vertical stack of five triangles on the left side, colored from top to bottom: white, green, yellow, orange, and blue. To the right of the triangles is a small 'OLA' logo and a green arrow pointing right. In the top right corner, there are three green right-pointing arrows. On the right side of the slide, there is an illustration of a plant with several stems, each ending in a small circular icon with a different symbol (like a book, a person, or a gear). The plant is growing out of a brown cardboard box.

MOOC 2
REUSING OER

This slide thumbnail features a vertical stack of five triangles on the left side, colored from top to bottom: white, green, yellow, orange, and blue. To the right of the triangles is a small 'OLA' logo and a yellow arrow pointing right. In the top right corner, there are three yellow right-pointing arrows. On the right side of the slide, there is an illustration of a plant with several stems, each ending in a small circular icon with a different symbol (like a book, a person, or a gear). The plant is growing out of a brown cardboard box.

MOOC 3
BUILDING & EVALUATING OER

This slide thumbnail features a vertical stack of five triangles on the left side, colored from top to bottom: white, green, yellow, orange, and blue. To the right of the triangles is a small 'OLA' logo and a blue arrow pointing right. In the top right corner, there are three blue right-pointing arrows. On the right side of the slide, there is an illustration of a plant with several stems, each ending in a small circular icon with a different symbol (like a book, a person, or a gear). The plant is growing out of a brown cardboard box.

MOOC 4
OPEN PEDAGOGY &
BLENDED EDUCATION

This slide thumbnail features a vertical stack of five triangles on the left side, colored from top to bottom: white, green, yellow, orange, and blue. To the right of the triangles is a small 'OLA' logo and a green arrow pointing right. In the top right corner, there are three green right-pointing arrows. On the right side of the slide, there is an illustration of a plant with several stems, each ending in a small circular icon with a different symbol (like a book, a person, or a gear). The plant is growing out of a brown cardboard box.

MOOC 5
CREATIVE COMMONS

This slide thumbnail features a vertical stack of five triangles on the left side, colored from top to bottom: white, green, yellow, orange, and blue. To the right of the triangles is a small 'OLA' logo and a grey arrow pointing right. In the top right corner, there are three grey right-pointing arrows. On the right side of the slide, there is an illustration of a plant with several stems, each ending in a small circular icon with a different symbol (like a book, a person, or a gear). The plant is growing out of a brown cardboard box.

DONE